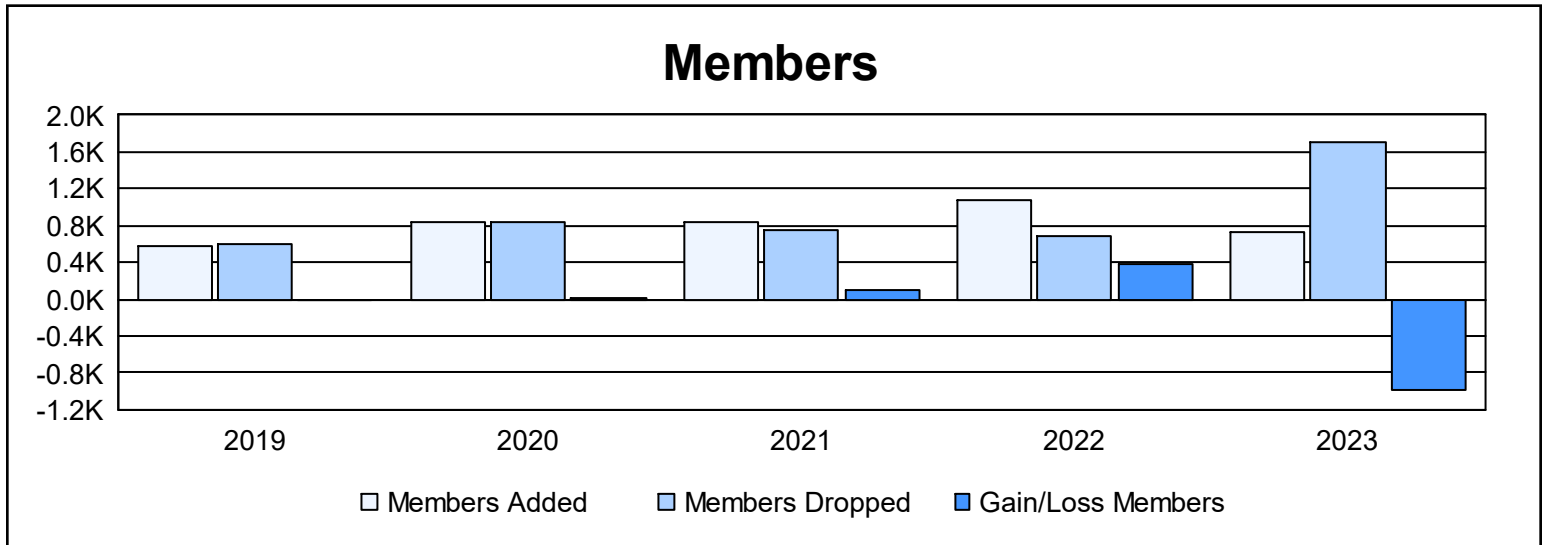
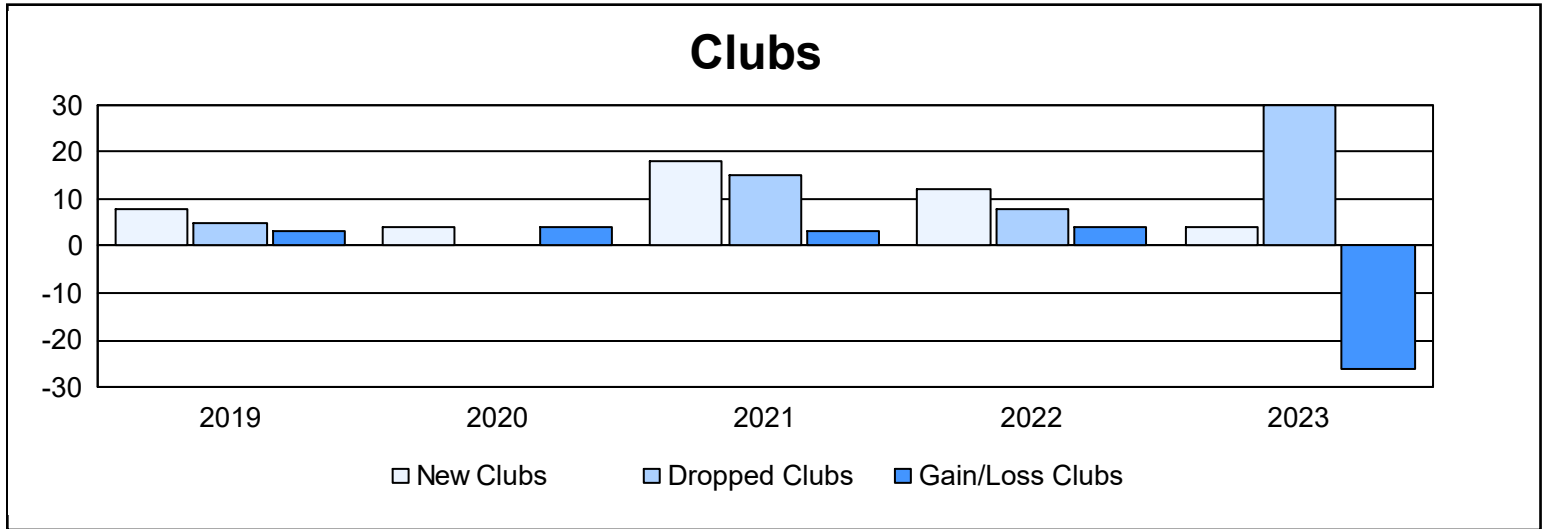
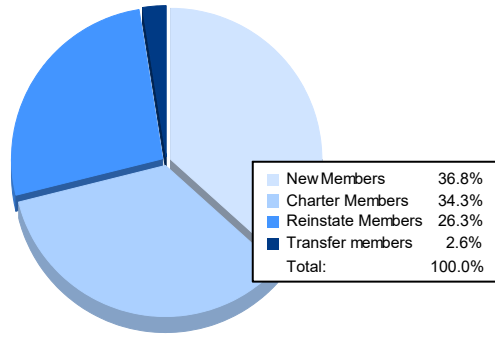


| Year | New Clubs | Dropped Clubs | Gain/ Loss Clubs | New Members | Charter Members | Reinstate Members | Transfer Members | Total Member Added | Total Members Dropped | Gain/ Loss Members |
|----------------|-----------|---------------|------------------|-------------|-----------------|-------------------|------------------|--------------------|-----------------------|--------------------|
| 2018-2019 | 8 | 5 | 3 | 305 | 202 | 68 | 8 | 583 | 595 | -12 |
| 2019-2020 | 4 | 0 | 4 | 295 | 295 | 254 | 1 | 845 | 832 | 13 |
| 2020-2021 | 18 | 15 | 3 | 422 | 409 | 10 | 1 | 842 | 743 | 99 |
| 2021-2022 | 12 | 8 | 4 | 338 | 606 | 71 | 61 | 1,076 | 688 | 388 |
| 2022-2023 | 4 | 30 | -26 | 268 | 250 | 192 | 19 | 729 | 1,713 | -984 |
| Average | 9 | 12 | -2 | 326 | 352 | 119 | 18 | 815 | 914 | -99 |



Membership Composition June 2023 Cumulative



Gender Composition June 2023 Cumulative

